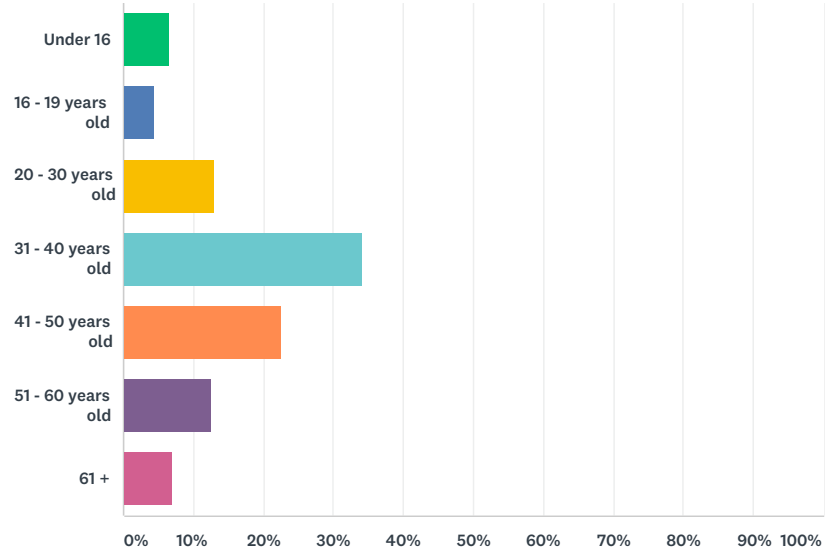


Q1 Please select the age category below you fall into

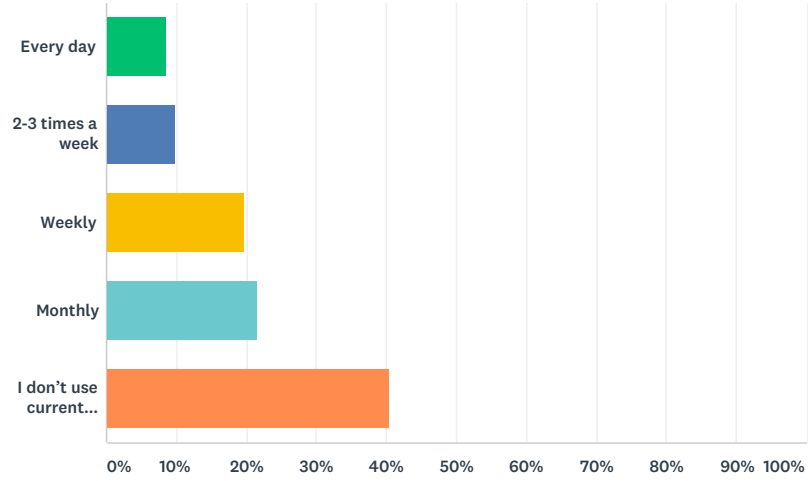
Answered: 247 Skipped: 1



ANSWER CHOICES	RESPONSES	
Under 16	6.48%	16
16 - 19 years old	4.45%	11
20 - 30 years old	12.96%	32
31 - 40 years old	34.01%	84
41 - 50 years old	22.67%	56
51 - 60 years old	12.55%	31
61 +	6.88%	17
TOTAL		247

Q2 How often do you/your family use the facilities at Clifford Park?

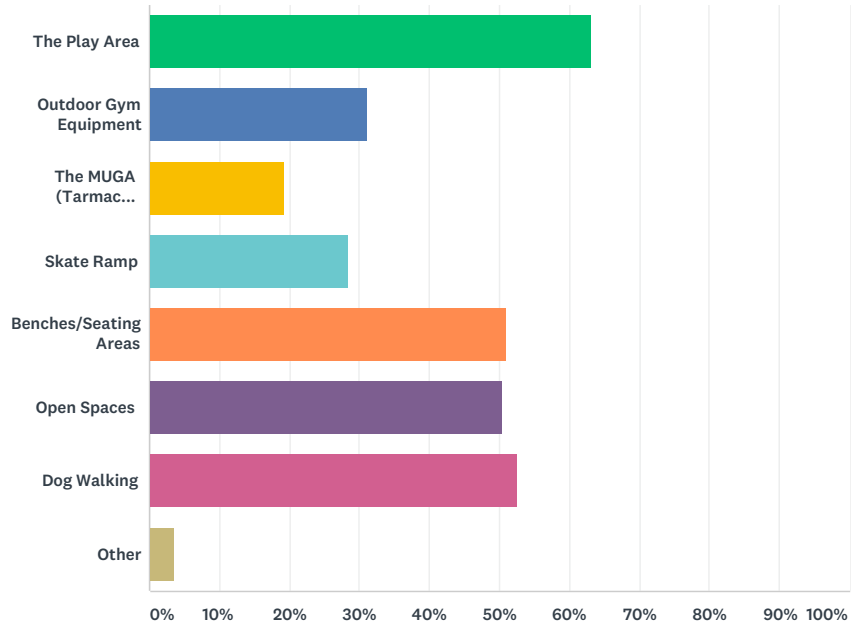
Answered: 245 Skipped: 3



ANSWER CHOICES	RESPONSES	
Every day	8.57%	21
2-3 times a week	9.80%	24
Weekly	19.59%	48
Monthly	21.63%	53
I don't use current facilities	40.41%	99
TOTAL		245

Q3 Please select all the facilities you/your family use:

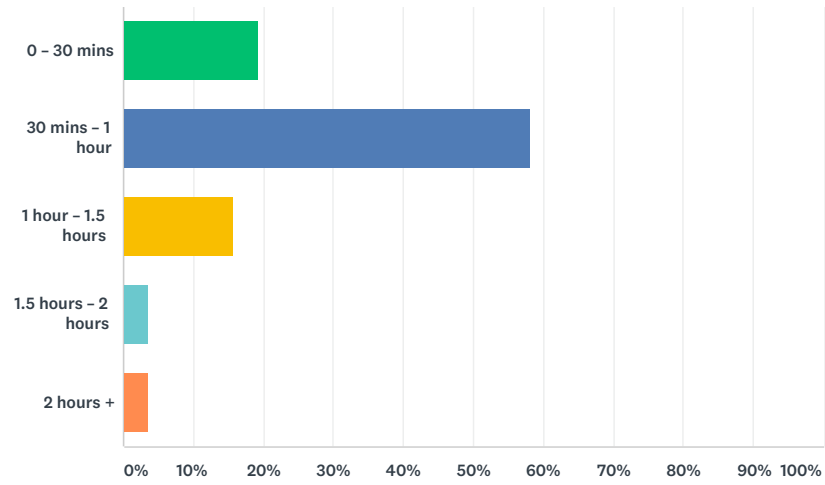
Answered: 141 Skipped: 107



ANSWER CHOICES	RESPONSES	
The Play Area	63.12%	89
Outdoor Gym Equipment	31.21%	44
The MUGA (Tarmac Football/Basketball Court)	19.15%	27
Skate Ramp	28.37%	40
Benches/Seating Areas	51.06%	72
Open Spaces	50.35%	71
Dog Walking	52.48%	74
Other	3.55%	5
Total Respondents: 141		

Q4 How long do you stay when you use the facilities?

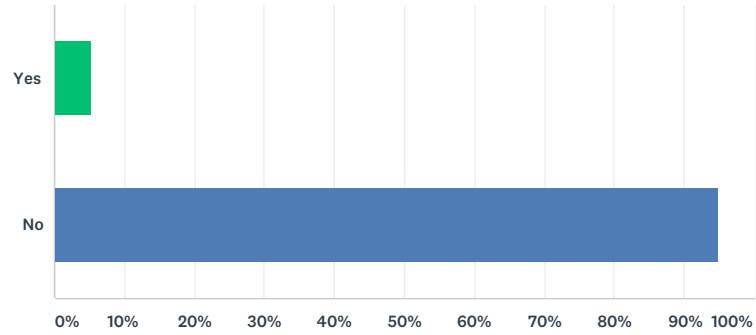
Answered: 141 Skipped: 107



ANSWER CHOICES	RESPONSES	
0 - 30 mins	19.15%	27
30 mins - 1 hour	58.16%	82
1 hour - 1.5 hours	15.60%	22
1.5 hours - 2 hours	3.55%	5
2 hours +	3.55%	5
TOTAL		141

Q5 Do you or any of your children have any disabilities or difficulties based around access to the area

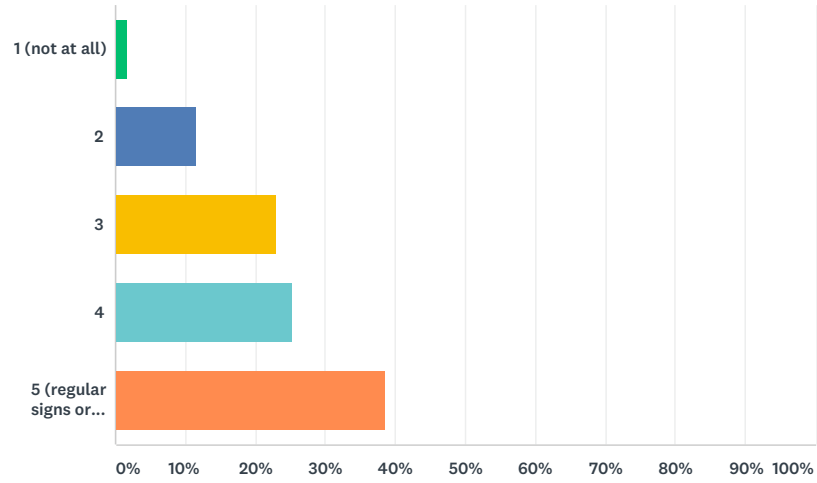
Answered: 234 Skipped: 14



ANSWER CHOICES	RESPONSES	
Yes	5.13%	12
No	94.87%	222
TOTAL		234

Q6 On a scale from 1 to 5 how much do you think the current space suffers from Anti Social Behavior

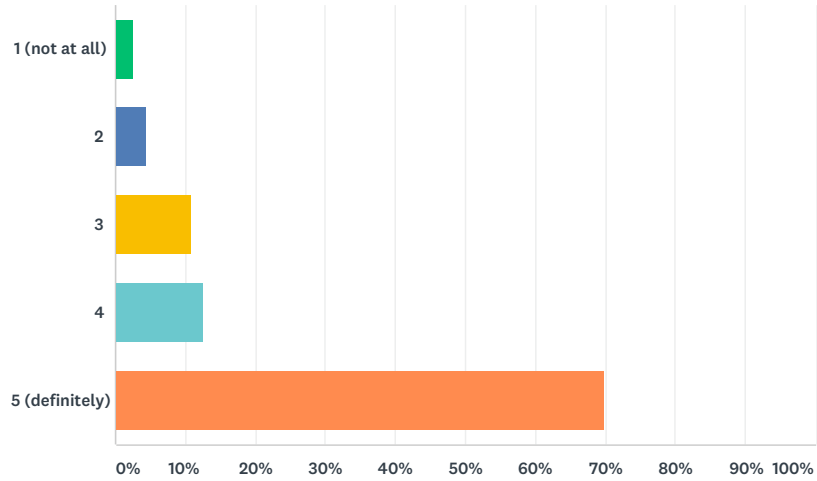
Answered: 234 Skipped: 14



ANSWER CHOICES	RESPONSES	
1 (not at all)	1.71%	4
2	11.54%	27
3	23.08%	54
4	25.21%	59
5 (regular signs or witness ASB first hand)	38.46%	90
TOTAL		234

Q7 On a scale from 1 to 5 how much would you like to see the existing facilities enhanced and developed (1 being 'not at all' - 5 being 'definitely')

Answered: 232 Skipped: 16

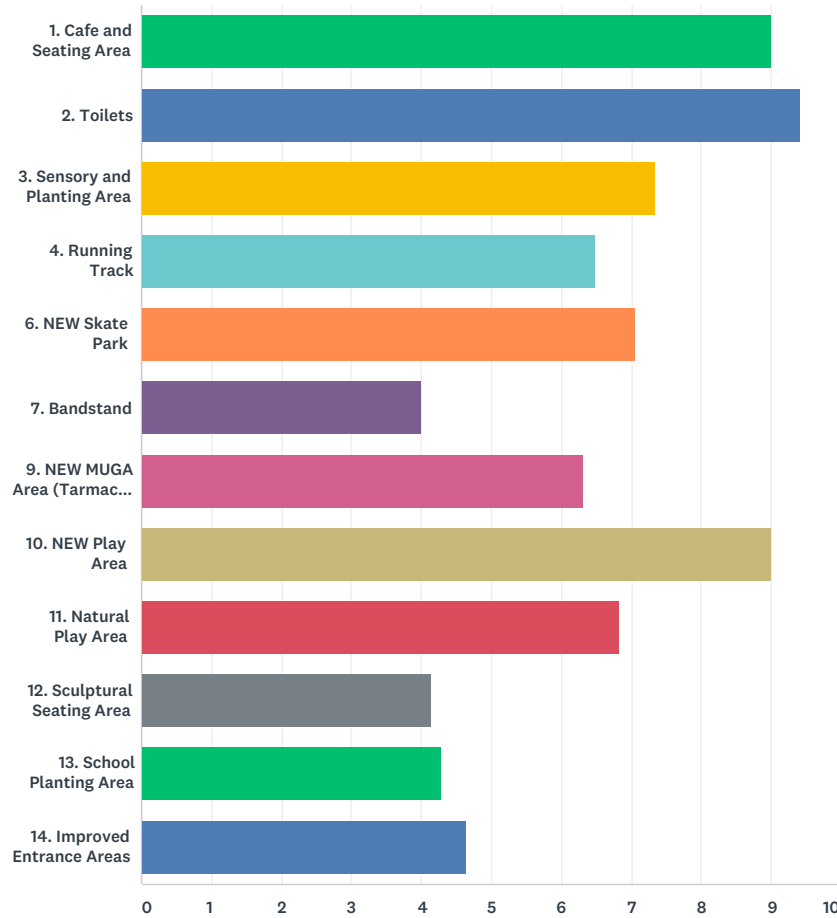


ANSWER CHOICES	RESPONSES	
1 (not at all)	2.59%	6
2	4.31%	10
3	10.78%	25
4	12.50%	29
5 (definitely)	69.83%	162
TOTAL		232

Clifford Park, Kingsteignton - Friends of Clifford Park

Q8 After reviewing the above please drag into priority order the elements you feel would best enhance Clifford Park (Ranking 1 - being top priority, Ranking 12 - least priority):

Answered: 207 Skipped: 41



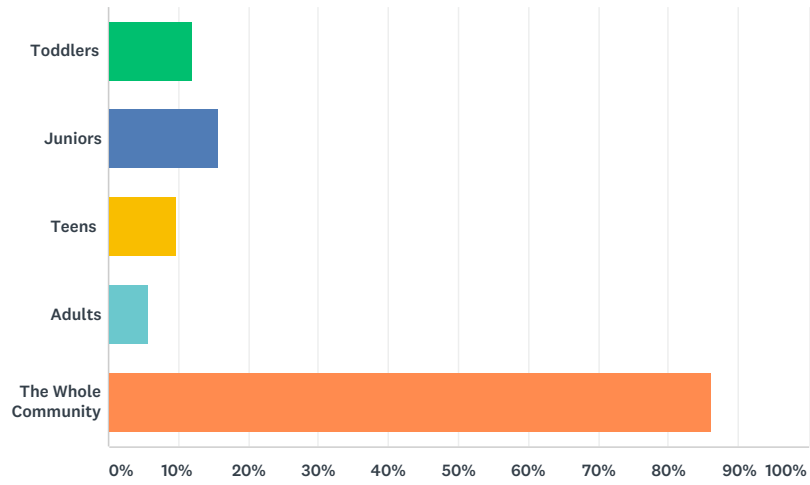
	1	2	3	4	5	6	7	8	9	10	11	12	TOTAL
1. Cafe and Seating Area	23.12% 46	22.11% 44	12.06% 24	11.06% 22	5.03% 10	5.53% 11	5.53% 11	4.02% 8	2.51% 5	2.01% 4	3.52% 7	3.52% 7	
2. Toilets	24.37% 48	26.90% 53	15.74% 31	5.08% 10	7.11% 14	5.08% 10	4.06% 8	1.52% 3	2.54% 5	2.54% 5	3.05% 6	2.03% 4	
3. Sensory and Planting Area	1.51% 3	7.04% 14	15.58% 31	16.08% 32	12.06% 24	11.56% 23	11.56% 23	8.54% 17	7.04% 14	4.02% 8	4.02% 8	1.01% 2	
4. Running Track	5.47% 11	4.98% 10	9.95% 20	9.45% 19	12.44% 25	9.45% 19	9.45% 19	9.45% 19	8.46% 17	5.97% 12	6.97% 14	7.96% 16	
6. NEW Skate Park	7.11% 14	8.63% 17	9.64% 19	10.66% 21	14.21% 28	10.15% 20	6.09% 12	7.11% 14	10.66% 21	6.60% 13	4.57% 9	4.57% 9	
7. Bandstand	0.50% 1	0.50% 1	3.98% 8	4.98% 10	3.98% 8	6.47% 13	9.45% 19	6.97% 14	10.45% 21	12.44% 25	14.43% 29	25.87% 52	
9. NEW MUGA Area (Tarmac Football/Basketball Court)	2.50% 5	5.50% 11	3.50% 7	10.00% 20	13.00% 26	14.50% 29	13.00% 26	13.00% 26	7.00% 14	7.50% 15	6.50% 13	4.00% 8	
10. NEW Play Area	27.50% 55	12.50% 25	13.50% 27	9.50% 19	8.00% 16	8.50% 17	4.00% 8	8.50% 17	2.50% 5	2.50% 5	1.00% 2	2.00% 4	
11. Natural Play Area	4.46% 9	8.42% 17	5.94% 12	12.87% 26	10.40% 21	8.42% 17	8.91% 18	15.35% 31	15.84% 32	6.44% 13	1.98% 4	0.99% 2	
12. Sculptural Seating Area	0.00% 0	0.00% 0	3.02% 6	4.02% 8	6.03% 12	4.52% 9	7.54% 15	7.54% 15	16.58% 33	26.13% 52	16.58% 33	8.04% 16	

Clifford Park, Kingsteignton - Friends of Clifford Park

13. School Planting Area	1.00% 2	1.50% 3	3.50% 7	2.50% 5	3.00% 6	11.00% 22	9.00% 18	8.00% 16	10.00% 20	18.00% 36	22.00% 44	10.50% 21
14. Improved Entrance Areas	5.37% 11	4.39% 9	4.39% 9	3.90% 8	4.88% 10	5.37% 11	10.24% 21	7.80% 16	4.88% 10	6.34% 13	14.15% 29	28.29% 58

Q9 Who should any potential improvements to the area be predominantly aimed at?

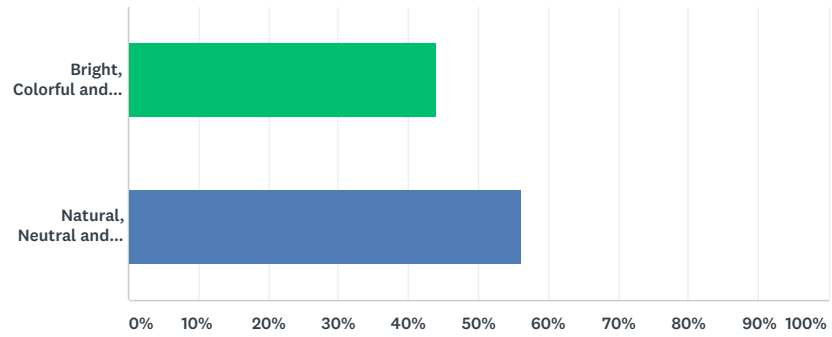
Answered: 209 Skipped: 39



ANSWER CHOICES	RESPONSES
Toddlers	11.96% 25
Juniors	15.79% 33
Teens	9.57% 20
Adults	5.74% 12
The Whole Community	86.12% 180
Total Respondents: 209	

Q10 Should any potential improvements to area be -

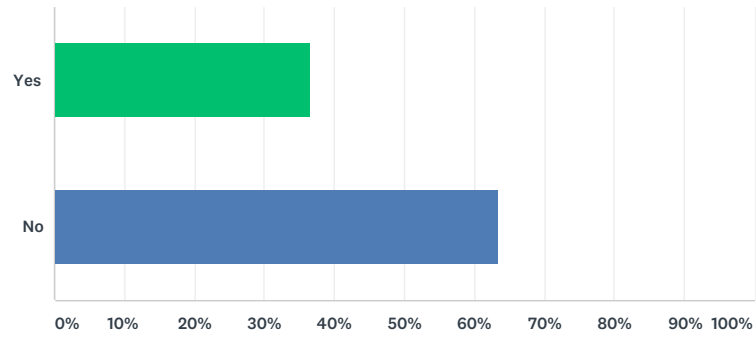
Answered: 207 Skipped: 41



ANSWER CHOICES	RESPONSES	
Bright, Colorful and Vibrant	43.96%	91
Natural, Neutral and Aesthetic	56.04%	116
TOTAL		207

Q11 Would you like to leave any other comments about the potential development of Clifford Park?

Answered: 213 Skipped: 35



ANSWER CHOICES	RESPONSES	
Yes	36.62%	78
No	63.38%	135
TOTAL		213

Q12 Please detail any other comments

Answered: 77 Skipped: 171